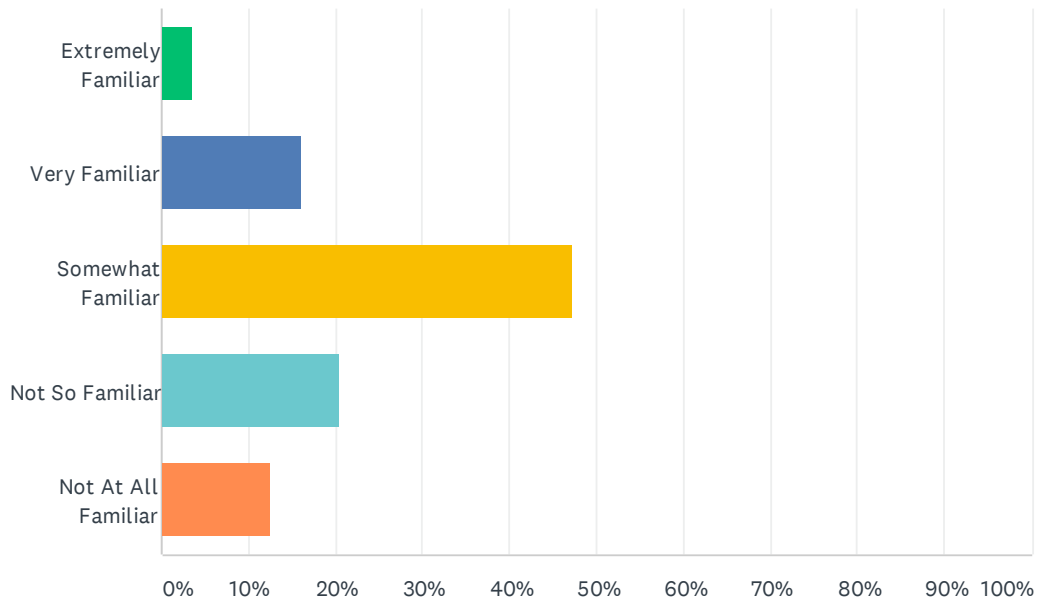


Q1 How familiar are you with leadership initiatives and programming at Cabrini?

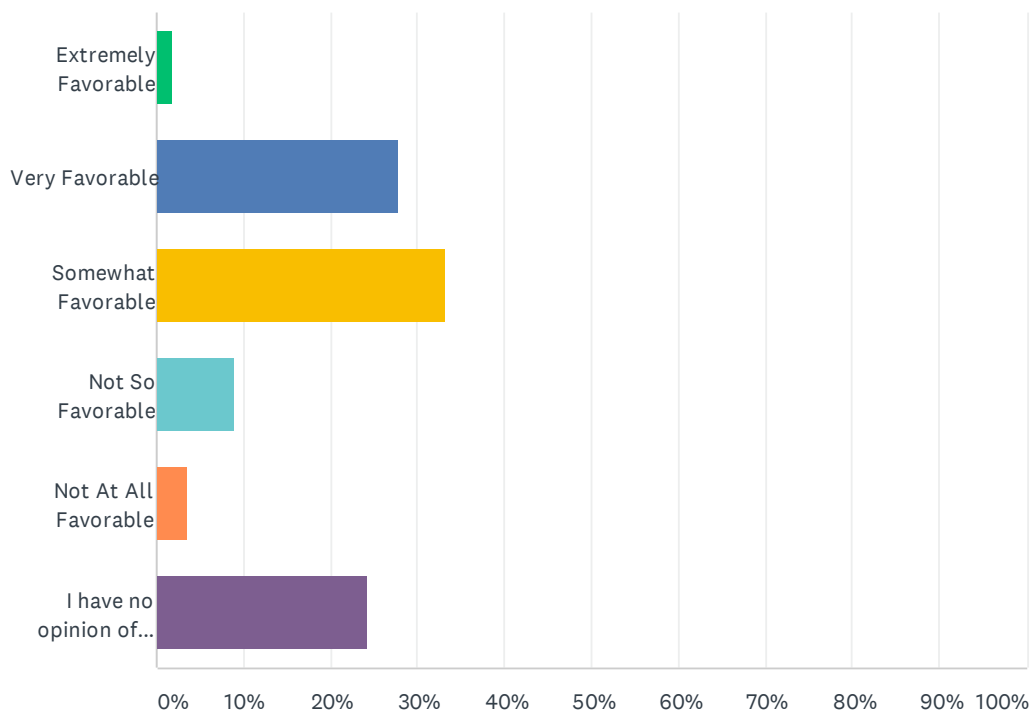
Answered: 112 Skipped: 0



ANSWER CHOICES	RESPONSES
Extremely Familiar	3.57% 4
Very Familiar	16.07% 18
Somewhat Familiar	47.32% 53
Not So Familiar	20.54% 23
Not At All Familiar	12.50% 14
TOTAL	112

Q2 How would you describe your overall opinion of leadership initiatives/programming at Cabrini University?

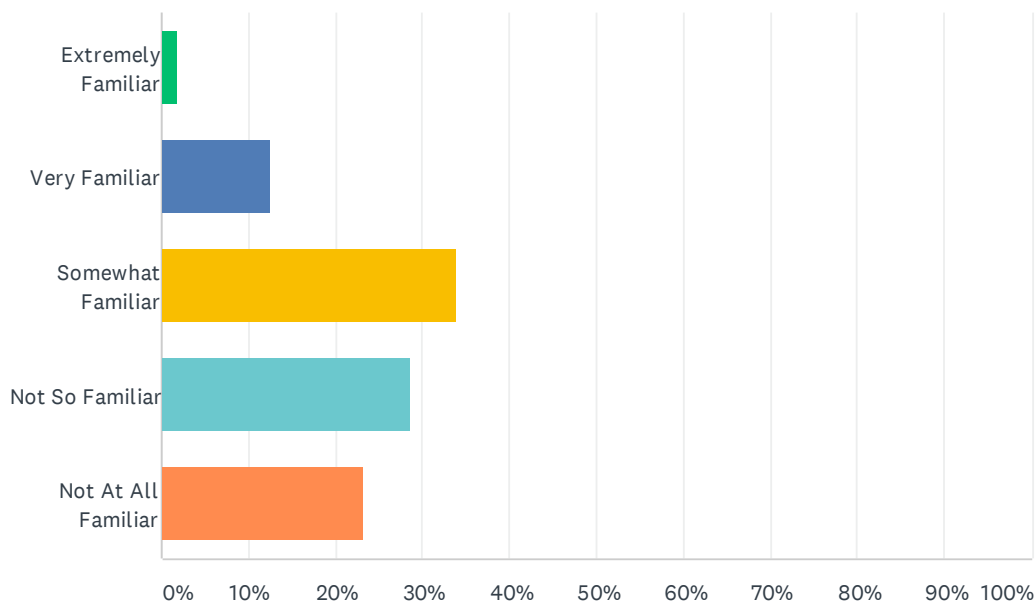
Answered: 111 Skipped: 1



ANSWER CHOICES	RESPONSES	
Extremely Favorable	1.80%	2
Very Favorable	27.93%	31
Somewhat Favorable	33.33%	37
Not So Favorable	9.01%	10
Not At All Favorable	3.60%	4
I have no opinion of leadership initiatives/programming at Cabrini	24.32%	27
TOTAL		111

Q3 How familiar are you with the Nerney Leadership Institute (NLI) at Cabrini?

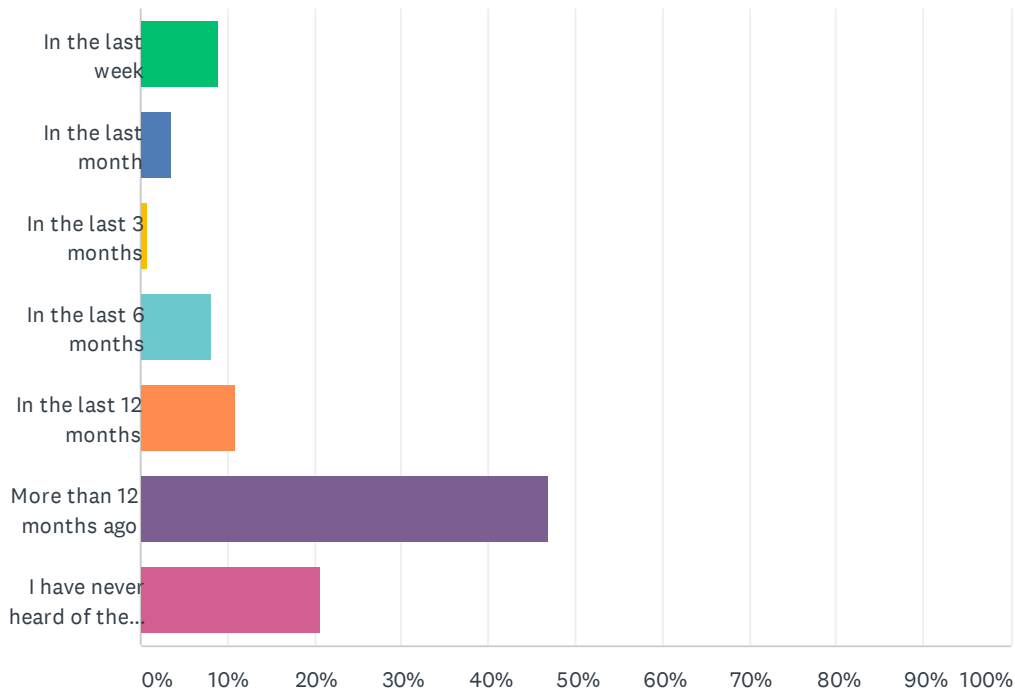
Answered: 112 Skipped: 0



ANSWER CHOICES	RESPONSES
Extremely Familiar	1.79% 2
Very Familiar	12.50% 14
Somewhat Familiar	33.93% 38
Not So Familiar	28.57% 32
Not At All Familiar	23.21% 26
TOTAL	112

Q6 When did you first hear about the Nerney Leadership Institute (NLI) at Cabrini?

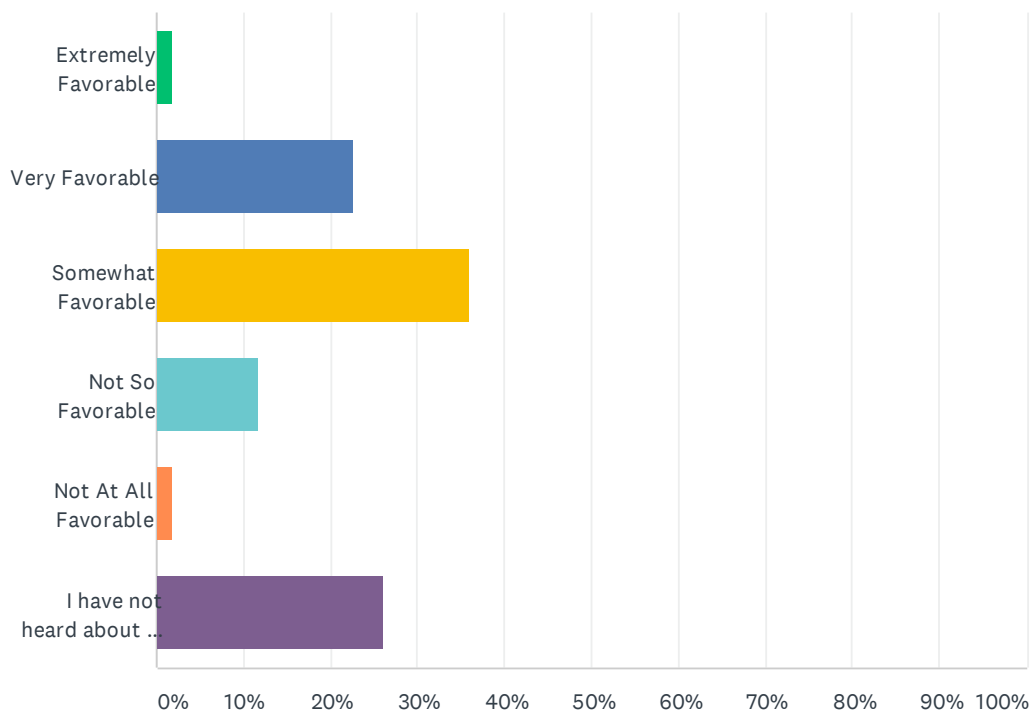
Answered: 111 Skipped: 1



ANSWER CHOICES	RESPONSES	
In the last week	9.01%	10
In the last month	3.60%	4
In the last 3 months	0.90%	1
In the last 6 months	8.11%	9
In the last 12 months	10.81%	12
More than 12 months ago	46.85%	52
I have never heard of the Nerney Leadership Institute (NLI)	20.72%	23
TOTAL		111

Q7 How would you describe your overall opinion of the Nerney Leadership Institute (NLI) at Cabrini?

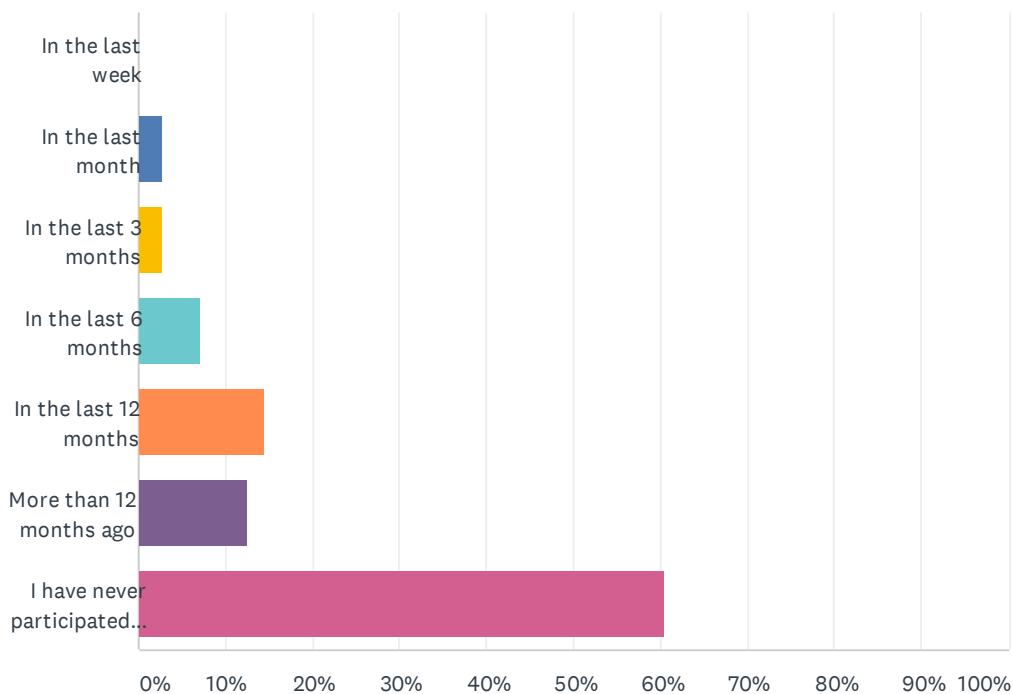
Answered: 111 Skipped: 1



ANSWER CHOICES	RESPONSES	
Extremely Favorable	1.80%	2
Very Favorable	22.52%	25
Somewhat Favorable	36.04%	40
Not So Favorable	11.71%	13
Not At All Favorable	1.80%	2
I have not heard about the Nerney Leadership Institute (NLI)	26.13%	29
TOTAL		111

Q8 When was the last time you participated in a NLI-sponsored program/event?

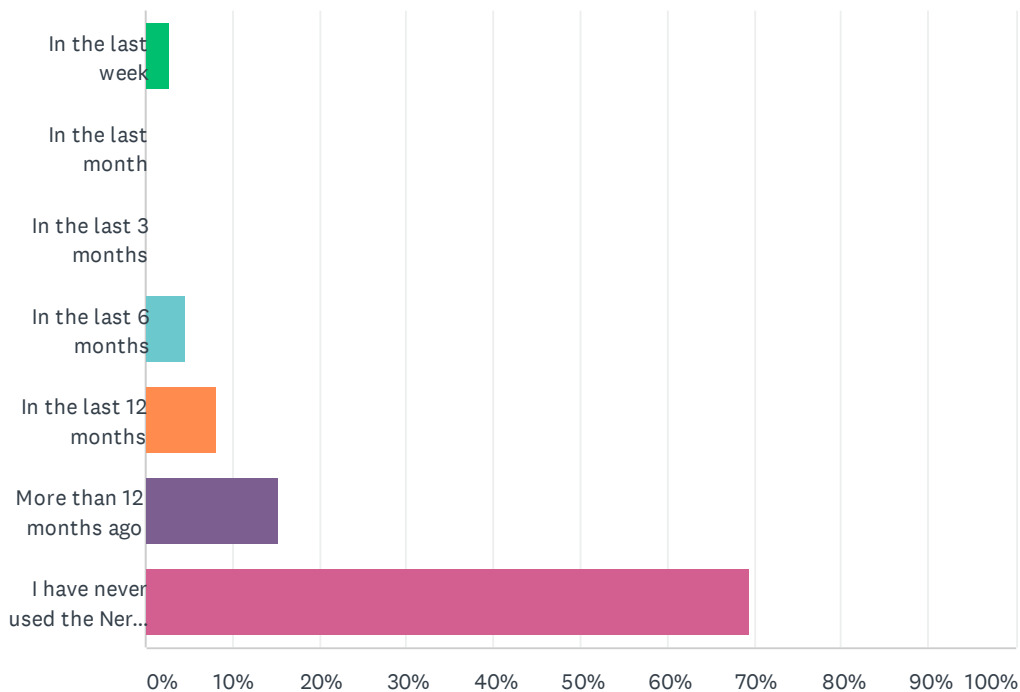
Answered: 111 Skipped: 1



ANSWER CHOICES	RESPONSES	
In the last week	0.00%	0
In the last month	2.70%	3
In the last 3 months	2.70%	3
In the last 6 months	7.21%	8
In the last 12 months	14.41%	16
More than 12 months ago	12.61%	14
I have never participated in a program/event sponsored by the Nerney Leadership Institute (NLI)	60.36%	67
TOTAL		111

Q9 When was the last time you visited the Nerney Leadership Institute (located on the 2nd floor of the Widener Center)?

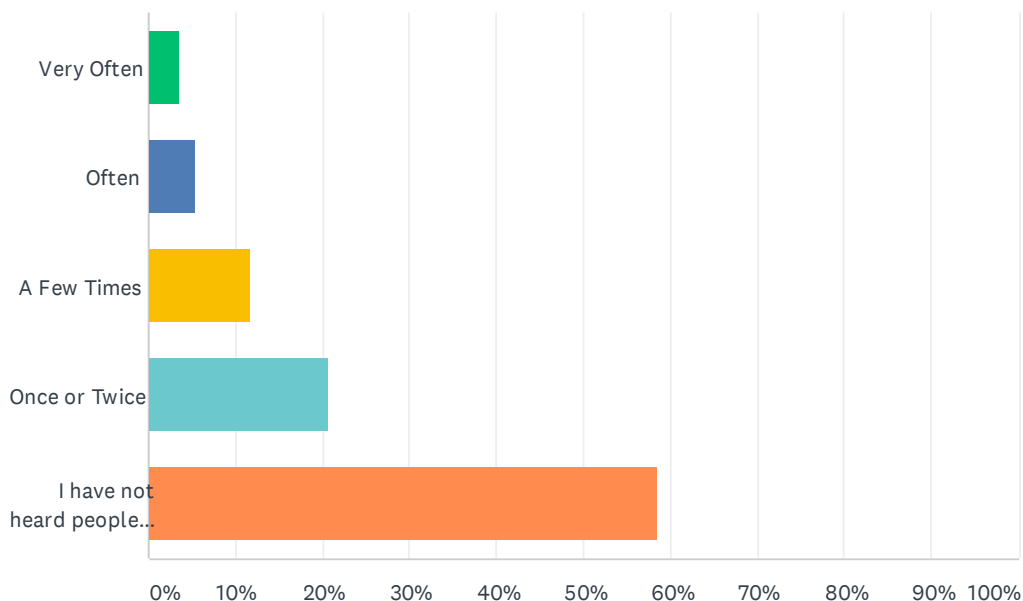
Answered: 111 Skipped: 1



ANSWER CHOICES	RESPONSES	
In the last week	2.70%	3
In the last month	0.00%	0
In the last 3 months	0.00%	0
In the last 6 months	4.50%	5
In the last 12 months	8.11%	9
More than 12 months ago	15.32%	17
I have never used the Nerney Leadership Institute (NLI)	69.37%	77
TOTAL		111

Q10 In the past 3 months, how often have you heard people talking about the Nerney Leadership Institute (NLI)?

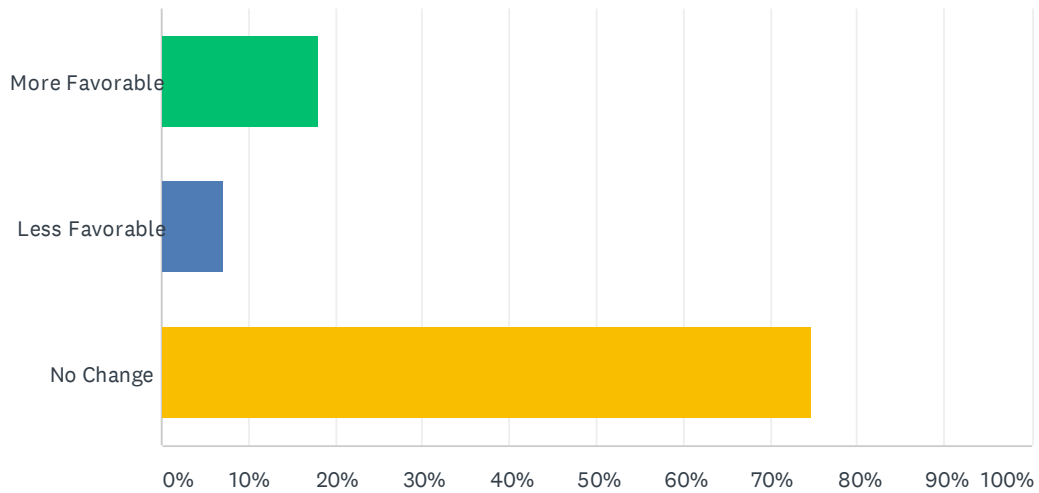
Answered: 111 Skipped: 1



ANSWER CHOICES	RESPONSES	
Very Often	3.60%	4
Often	5.41%	6
A Few Times	11.71%	13
Once or Twice	20.72%	23
I have not heard people talking about it	58.56%	65
TOTAL		111

Q11 Has your perception of leadership initiatives and programming at Cabrini changed in the past 3 months?

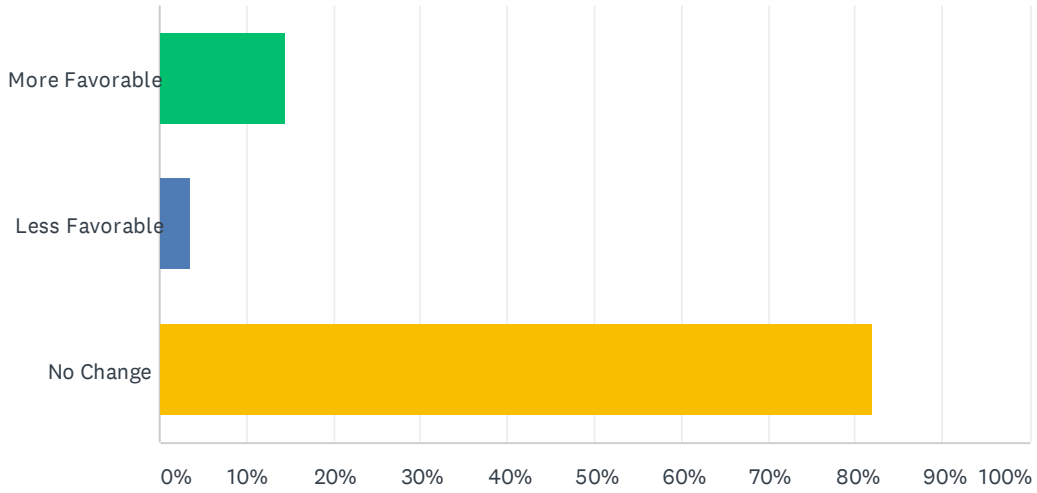
Answered: 111 Skipped: 1



ANSWER CHOICES	RESPONSES	
More Favorable	18.02%	20
Less Favorable	7.21%	8
No Change	74.77%	83
TOTAL		111

Q12 Has your perception of the Nerney Leadership Institute (NLI) changed in the past 3 months?

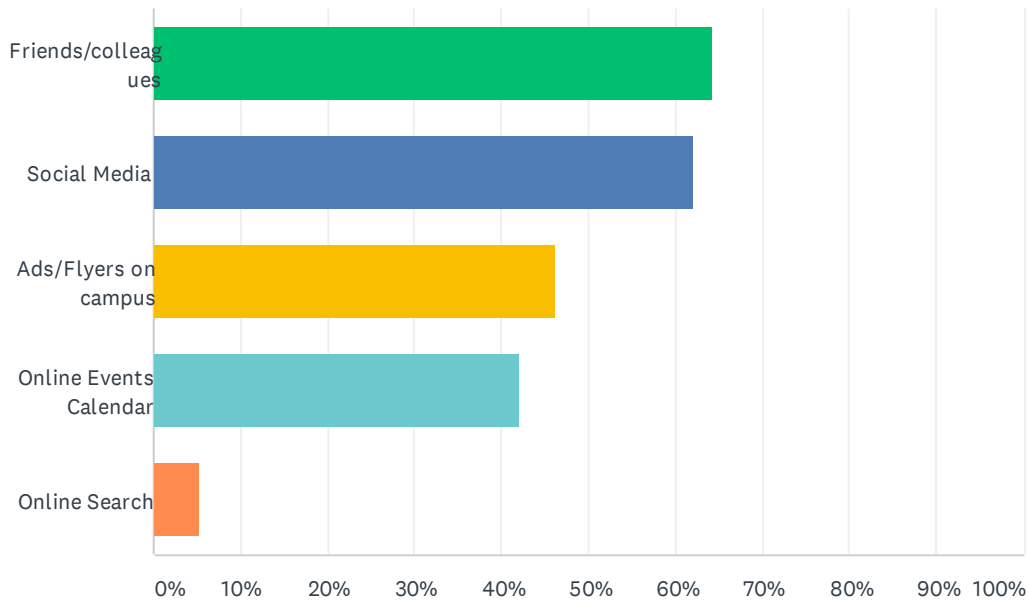
Answered: 111 Skipped: 1



ANSWER CHOICES		RESPONSES	
More Favorable		14.41%	16
Less Favorable		3.60%	4
No Change		81.98%	91
TOTAL			111

Q13 In what ways are you most likely to hear about programs/events happening on campus? Please select all that apply.

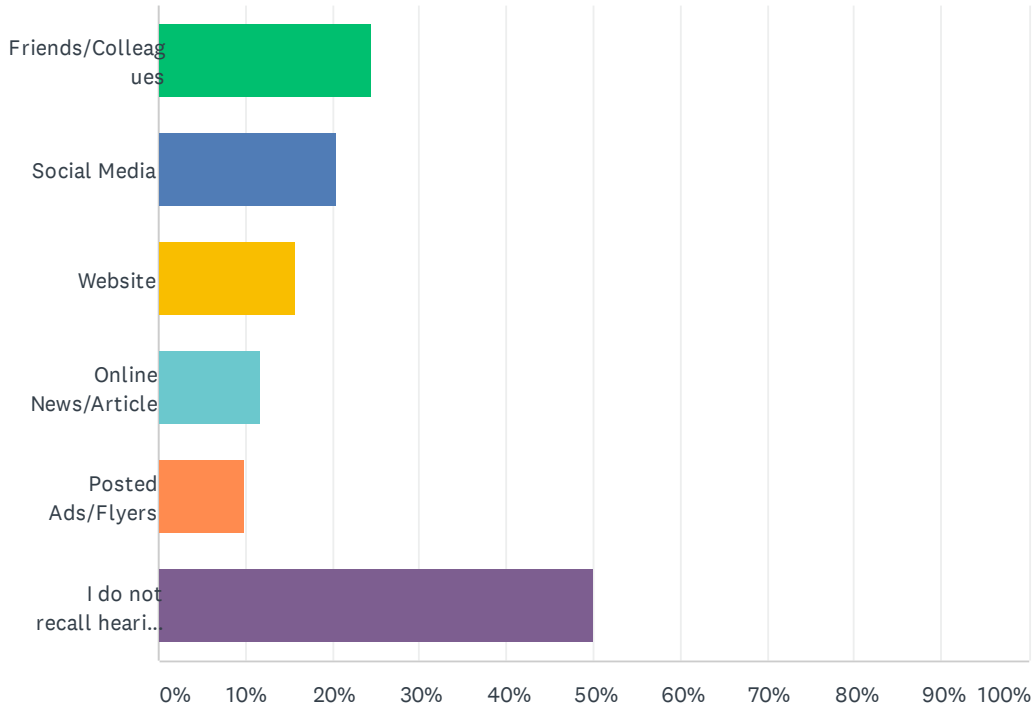
Answered: 95 Skipped: 17



ANSWER CHOICES	RESPONSES
Friends/colleagues	64.21% 61
Social Media	62.11% 59
Ads/Flyers on campus	46.32% 44
Online Events Calendar	42.11% 40
Online Search	5.26% 5
Total Respondents: 95	

Q14 In the past 3 months, where have you seen or heard about the Nerney Leadership Institute (NLI)? Please select all that apply.

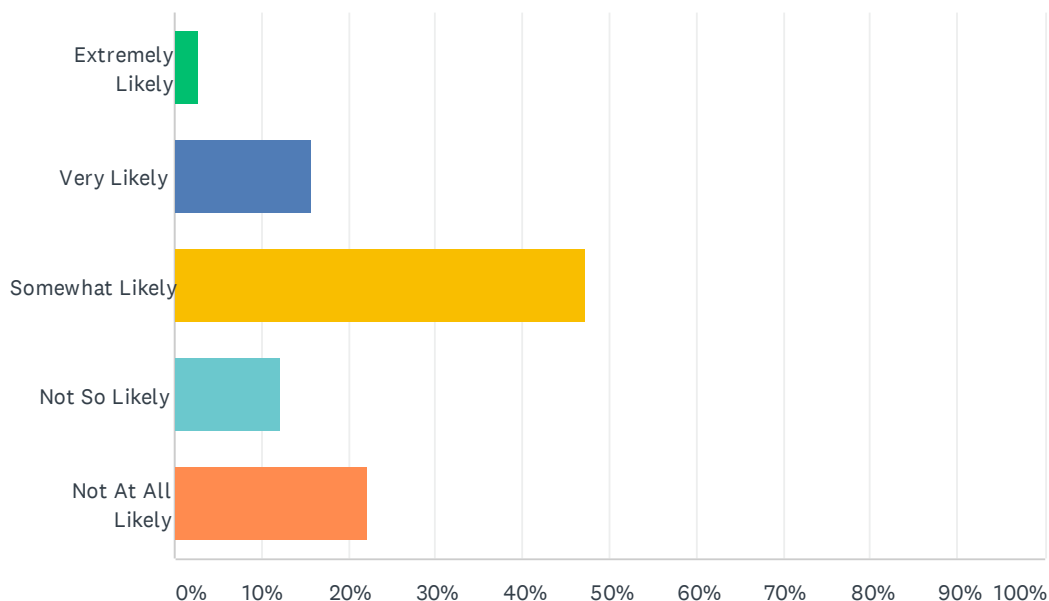
Answered: 102 Skipped: 10



ANSWER CHOICES	RESPONSES	
Friends/Colleagues	24.51%	25
Social Media	20.59%	21
Website	15.69%	16
Online News/Article	11.76%	12
Posted Ads/Flyers	9.80%	10
I do not recall hearing or seeing advertising for the Nerney Leadership Institute (NLI) in the last 3 months	50.00%	51
Total Respondents: 102		

Q15 How likely is it that you would recommend the Nerney Leadership Institute (NLI) to a friend or colleague?

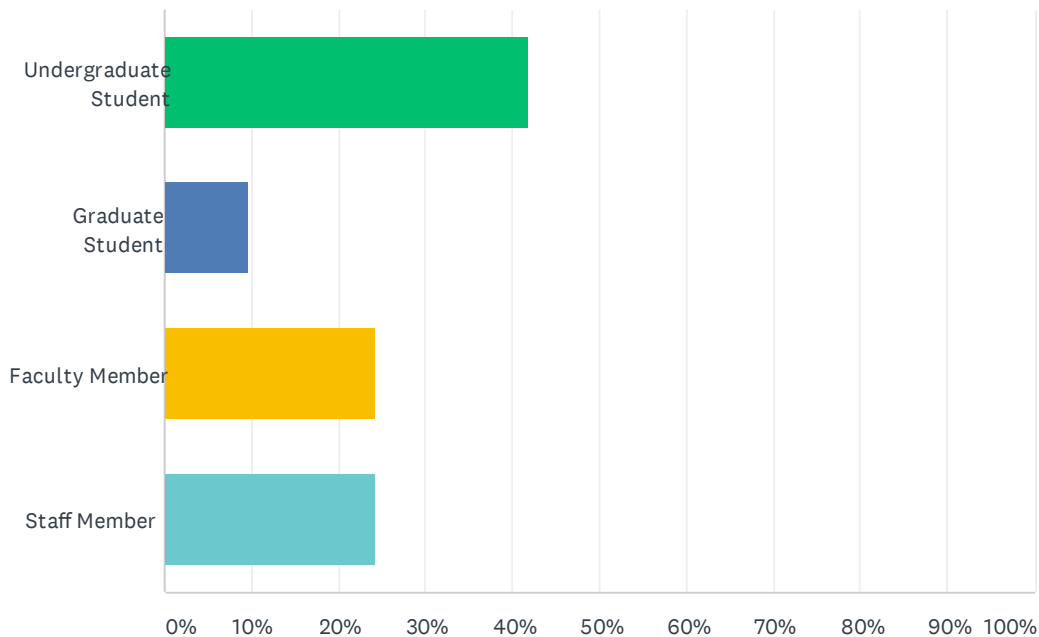
Answered: 108 Skipped: 4



ANSWER CHOICES	RESPONSES
Extremely Likely	2.78% 3
Very Likely	15.74% 17
Somewhat Likely	47.22% 51
Not So Likely	12.04% 13
Not At All Likely	22.22% 24
TOTAL	108

Q18 My affiliation to Cabrini University is:

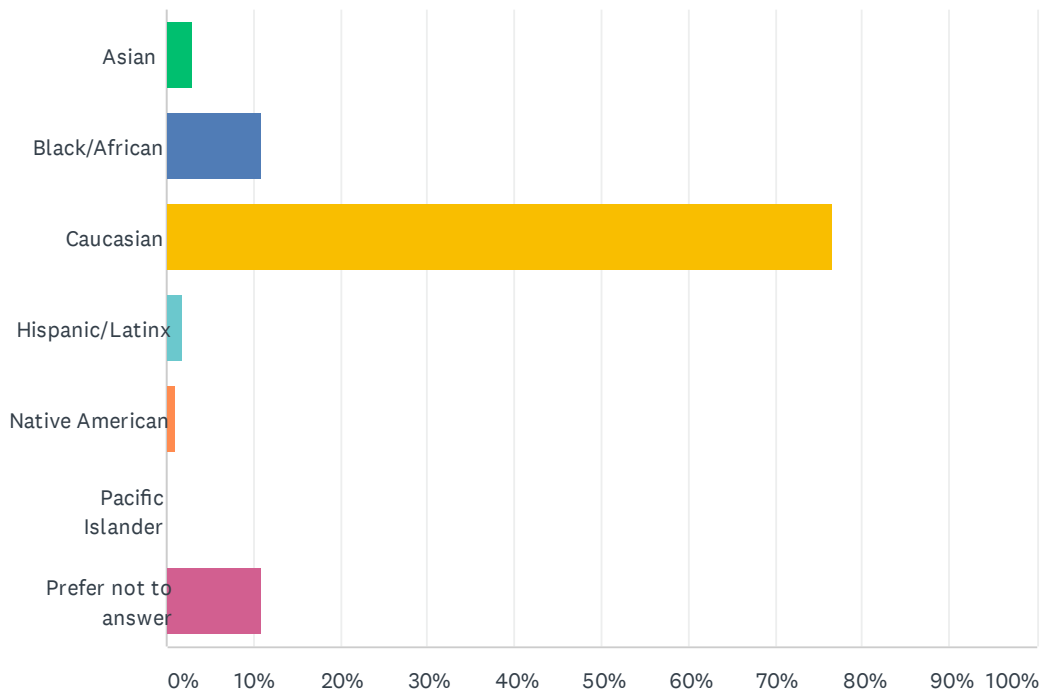
Answered: 103 Skipped: 9



ANSWER CHOICES	RESPONSES	
Undergraduate Student	41.75%	43
Graduate Student	9.71%	10
Faculty Member	24.27%	25
Staff Member	24.27%	25
TOTAL		103

Q19 I identify my ethnicity as: (please check all that apply)

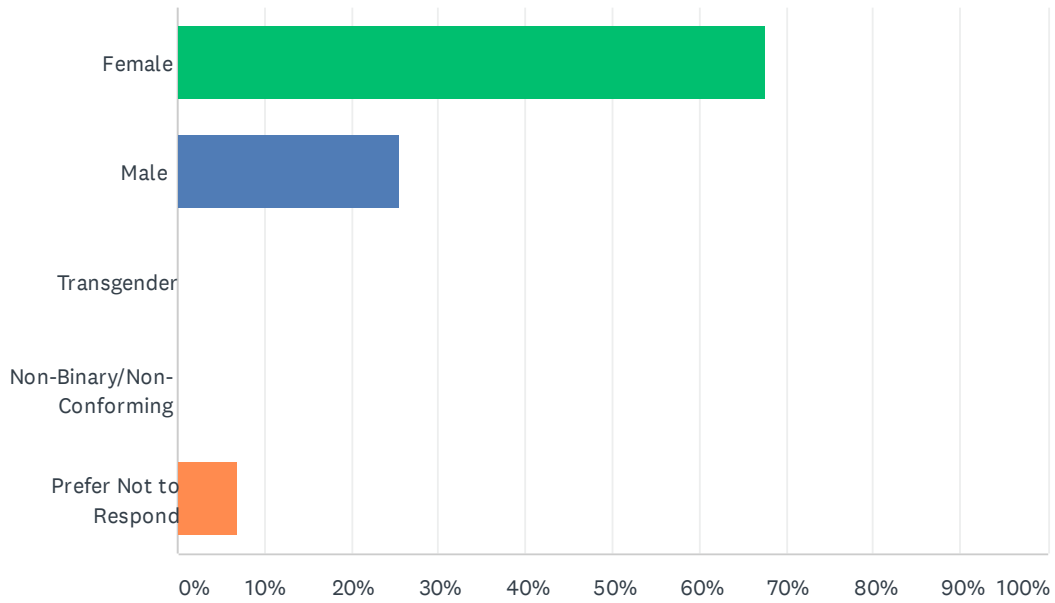
Answered: 102 Skipped: 10



ANSWER CHOICES	RESPONSES
Asian	2.94% 3
Black/African	10.78% 11
Caucasian	76.47% 78
Hispanic/Latinx	1.96% 2
Native American	0.98% 1
Pacific Islander	0.00% 0
Prefer not to answer	10.78% 11
Total Respondents: 102	

Q20 My preferred gender identity is: (please check all that apply)

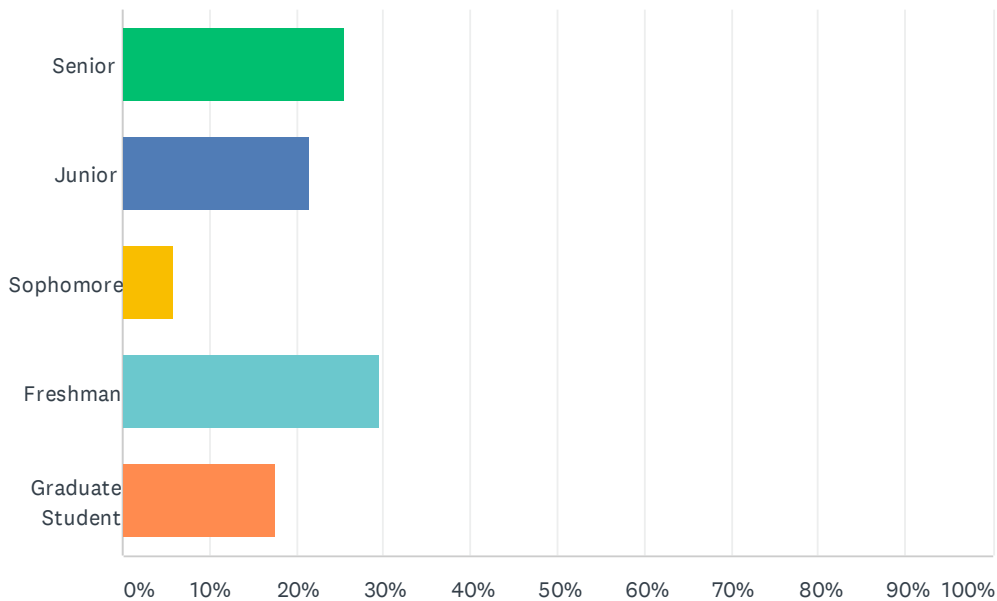
Answered: 102 Skipped: 10



ANSWER CHOICES	RESPONSES	
Female	67.65%	69
Male	25.49%	26
Transgender	0.00%	0
Non-Binary/Non-Conforming	0.00%	0
Prefer Not to Respond	6.86%	7
Total Respondents: 102		

Q22 My current class year is:

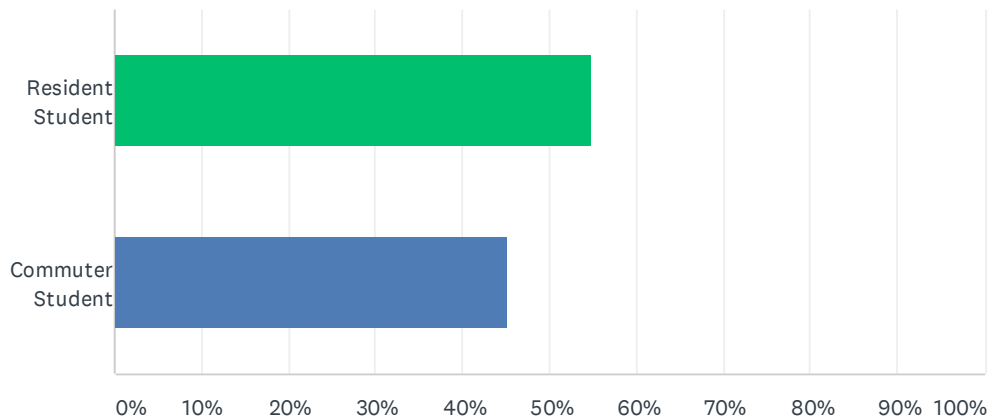
Answered: 51 Skipped: 61



ANSWER CHOICES	RESPONSES	
Senior	25.49%	13
Junior	21.57%	11
Sophomore	5.88%	3
Freshman	29.41%	15
Graduate Student	17.65%	9
TOTAL		51

Q23 I am a:

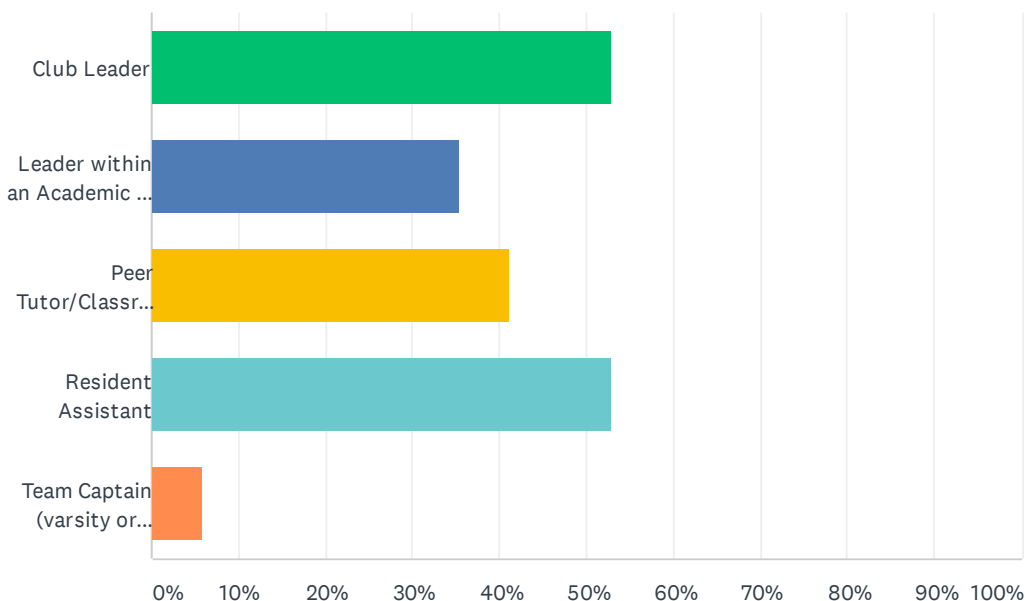
Answered: 51 Skipped: 61



ANSWER CHOICES	RESPONSES
Resident Student	54.90% 28
Commuter Student	45.10% 23
TOTAL	51

Q24 I hold the following campus leadership roles: (please select all that apply)

Answered: 17 Skipped: 95



ANSWER CHOICES	RESPONSES	
Club Leader	52.94%	9
Leader within an Academic or Campus Department	35.29%	6
Peer Tutor/Classroom Coach/Student Fellow	41.18%	7
Resident Assistant	52.94%	9
Team Captain (varsity or intramural)	5.88%	1
Total Respondents: 17		